

**HOW TO BUY TANDOSTONE:**

**1. CHOOSE PROFILE & COLOR**

- Stacked Stone
- Creek Ledgestone

**2. CHOOSE CORNER OPTION:**



































































- Matching Stone Corner
- Vinyl Outside Corner Post

**3. CHOOSE ACCESSORIES:**

- Architectural Sill & Sill Corners
- 1 1/8" J-Channel

**4. STARTER STRIP (Required):**

- Universal Starter Strip

STACKED STONE Colors	Corner Options Matching Stone or Vinyl OSCP - 1 1/8"		Accessories Architectural Sill      1 1/8" J-Channel		Universal Starter Strip (Required)		
	 Chestnut Hills		 White	 Sable		 Chestnut Hills/Sedona Bluff	
 Glacier Bay		 Seaside Gray	 White	 Pewter	 Raven	 Seaside Gray	
 Lewiston Crest		 White	 Pewter	 Raven	 Lewiston Crest		
 Santa Fe		 White	 Sable	 Santa Fe			
 Sedona Bluff		 White	 Sable	 Chestnut Hills/Sedona Bluff			
<b>CREEK LEDGESTONE</b> Colors	Corner Options Matching Stone      Vinyl OSCP		Accessories Architectural Sill      1 1/8" J-Channel		Universal Starter Strip (Required)		
 Appalachian Ash		 White	 Pewter	 Raven		 Lewiston Crest	
 Arizona Sandstone		 White	 Sable	 Tan			
 Bucks County Gray		 Dark Brown	 White	 Sable	 Dark Brown		
 Nordic Mist		 Seaside Gray	 White	 Pewter	 Seaside Gray		
 Rocky Mountain Clay		 White	 Sable	 Rocky Mountain Clay			

**TANDOSTONE PRODUCT SPECIFICATIONS:**

**Creek Ledgestone - Panel**

Finished Exposure: 40" w X 18.13" h  
Squares per box: 1/2  
Panels per box: 10  
Boxes per pallet: 16  
Squares per pallet: 8



**Creek Ledgestone - Corner**

Finished Exposure: 7.25" w X 7.38" d X 18.13" h  
Pieces per box: 5  
Linear ft. per box: 7.5

\* Universal Starter Clips are included in each box



**Stacked Stone - Panel**

Finished Exposure: 39.68" w X 18.25" h  
Squares per box: 1/2  
Panels per box: 10  
Boxes per pallet: 16  
Squares per pallet: 8



**Stacked Stone - Corner**

Finished Exposure: 6.5" w X 6.38" d X 18.25" h  
Pieces per box: 6  
Linear ft. per box: 9.2

\* Universal Starter Clips are included in each box



**Universal Starter Strip (Required for Panels)**

Dimensions	Pieces/Box	Linear ft./box
10 ft.	25	250



**1 1/8" J-Channel**

Length	Pieces/Box	Linear ft./box
12 ft. 6 in.	24	300



**1 1/8" Outside Corner Post**

Length	Pieces/Box	Linear ft./box
10 ft.	10	100



**Architectural Sill**

Finished Exposed Width: 30.13" (76.52 cm)  
Finished Exposed Height: 2.63" (6.67 cm)  
Depth: 2.5" (6.35 cm)  
Architectural Sills per box: 4



Pewter



Raven



Sable

**Architectural Sill Corner**

Finished Exposed Width: 5.0" (12.7 cm)  
Finished Exposed Height: 2.63" (6.67 cm)  
Depth: 2.5" (6.35 cm)  
Arch. Sill Corners per box: 4

