

































HOW TO BUY BEACH HOUSE SHAKE:

1. CHOOSE COLOR - 4 Options	2. CHOOSE CORNER OPTION: - Matching Corner - Vinyl Outside Corner Post	3. CHOOSE ACCESSORIES: - ¾" J-Channel	4. STARTER STRIP (Required): - Universal Starter Strip
Colors	Corner Options Matching Shake or Vinyl OSCP - ¾"	Accessories ¾" J-Channel	Universal Starter Strip (Required)
 Atlantica	  Atlantica/Light Gray  White	 Atlantica / Light Gray  White  Char/Black	
 Hatteras	  Hatteras  White	 Hatteras  White  Char/Black	
 Pacifica	  Pacifica  White	 Pacifica  White  Char/Black	
 Sandcastle	  Sandcastle  White	 Sandcastle  White  Char/Black	

BEACH HOUSE SHAKE PRODUCT SPECIFICATIONS:

Beach House Shake - Panel
 Finished Exposure: 42.63" w X 15" h
 Shingle Exposure: 5"
 Squares per box: ½
 Panels per box: 11
 Boxes per pallet: 28
 Squares per pallet: 14



Beach House Shake Corner
 Dimensions: 3.75" w X 3.75" d X 15" h
 Pieces per box: 5
 Linear ft. per box: 6.25



Universal Starter Strip (Required for Panels)
 Dimensions: 10 ft.
 Pieces/Box: 25
 Linear ft./box: 250



¾" J-Channel
 Length: 12 ft. 6 in.
 Pieces/Box: 40
 Linear ft./box: 500



¾" Outside Corner Post
 Length: 10 ft.
 Pieces/Box: 10
 Linear ft./box: 100

