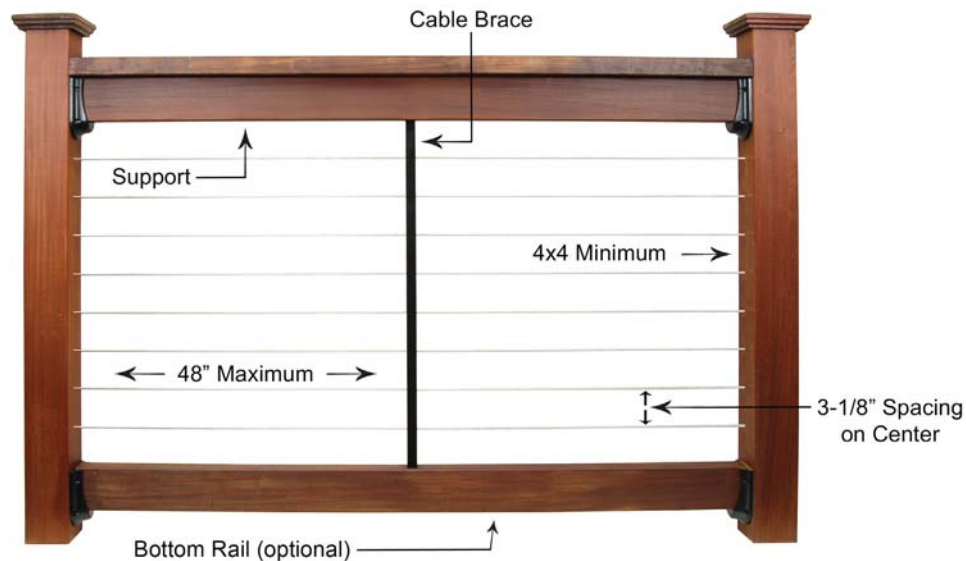


# DekPro InvisiCable™



## Cable Railing for Wood Systems



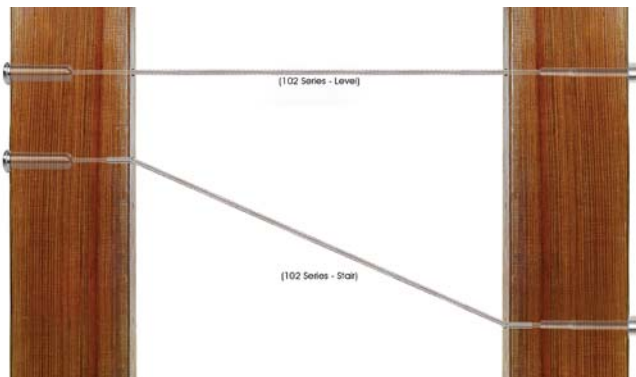
A simple, affordable cable railing option for the value conscious consumer that wants the look of cable but at a lower cost. Proudly made in the USA of marine-grade 316 stainless steel components and cable. Cables are easy to install yet take moderately more time than ADI/Ultra-tec kits.

Kit includes 1 run of cable with 2.75" broached threaded tensioner on one end and a Pull-Lock fitting on the opposite end. Two end caps, washers and brass Nylock hex nut are included. Kits are field trimmable to the proper length and come in 5' increments to 30' then 40' and 50'.

Don't confuse this kit with a competitors – we include **BOTH** stainless steel end caps in each kit!

Perfect for interior and exterior use – decks, docks, balconies and stairways utilizing wood or solid composite posts. Fittings are concealed in the post creating a clean, almost invisible infill. Holes are drilled straight through the post and no angled holes or beveled washers are required.

Backed by ADI and DekPro Manufacturing with a 10 Year Warranty



### For level runs:

- Threaded Tensioner to Pull-Lock®.

### For stairs, pitched runs:

- Threaded Tensioner to Pull-Lock® with 3/4" Post Protector Sleeve



Wood Rail w/ Cable

## DekPro InvisiCable™ for Wood



### InvisiCable™ Kit for Wood

Sold in kits.

Cable railing kit, made in USA from 1/8" high quality 316 grade stainless steel includes 1 strand of cable with 2.75" threaded stud on one end, Pull-Lock™ fitting, washers, nut and 2 end caps.

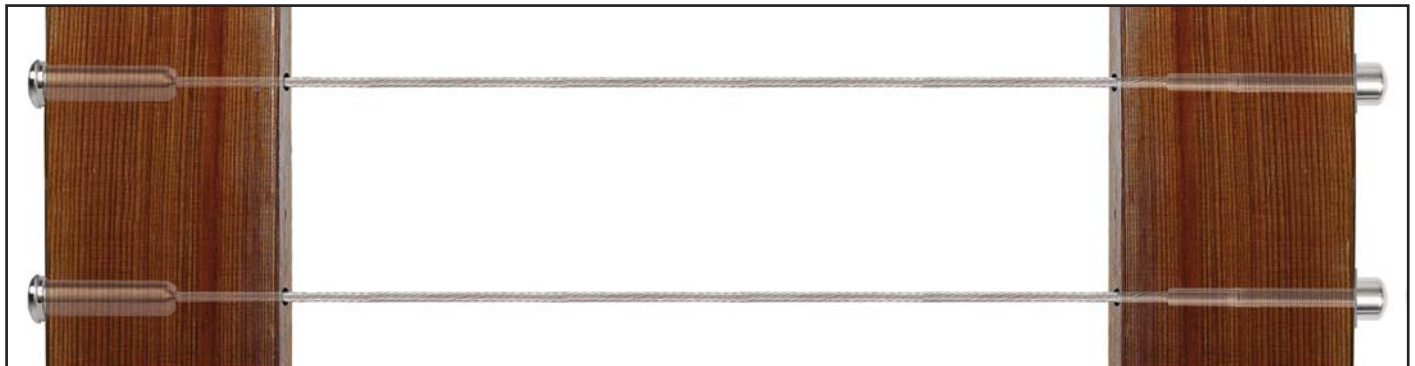
- Item #: IC05 - 5' Cable Kit
- Item #: IC10 - 10' Cable Kit
- Item #: IC15 - 15' Cable Kit
- Item #: IC20 - 20' Cable Kit
- Item #: IC25 - 25' Cable Kit
- Item #: IC30 - 30' Cable Kit
- Item #: IC40 - 40' Cable Kit
- Item #: IC50 - 50' Cable Kit



THREADED STUD WITH  
CAP, NUT AND WASHER



PULL-LOCK™ LAG



## Cable Brace



Available in:

Black

Anodized

### Cable Brace for Level and Stair

Sold in any quantity.

3/4" Aluminum cable brace is available pre-drilled with 12 holes at 3-1/8" spacing on center for level and stair runs. Available undrilled for unique installations. Trimmable to fit any rail height. Cable braces are used between newel posts that are greater than 48" apart to keep cables from deflecting over 4". Connectors and stainless steel screws included.

#### Pre-Drilled 42" Level

Item # CB42BLAL13/P - Black  
Item # CB42ANAL13/P - Anodized

#### Pre-Drilled 50" Stair

Item # CB50BL12/P - Black  
Item # CB50AN12/P - Anodized

#### Undrilled 42" Level or Stair

Item # CB42BLAL/P - Black  
Item # CB42ANAL/P - Anodized



\*Pictures do not reflect full length of cable brace\*



Cable into Wood w/ Anodized Cable Braces

Photo Courtesy of Rocky Mountain Creations



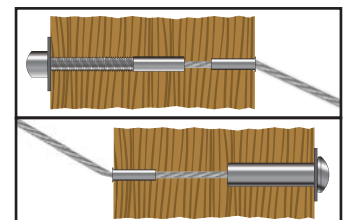
NEW

### Post Protector Tubes

Sold in any quantity.

Stainless Steel protector tubes are inserted into wood post where cable enters/exits at an angle to prevent cable from biting into the wood. 1/4" diameter and 3/8" tapered end.

Item #: CSTUBE - 3/4" Length - Individual  
Item #: ICTUBE/10 - 3/4" Length - 10 pack



## Installation Tools



### ADI™ Cable Railing Basic Install Kit

Sold as a Kit.

Installation tools for basic cable railing installations. Kit includes 29/64", 9/32", 1/4" and 5/32" diameter high quality Norseman drill bits, 2 cut off wheels w/ mandrel, push lock release tool, 3/16" heavy duty hex wrench, 1/8" hex wrench, 7/16" wrench and QuickGrip cable tool.

Item #: ADICRKIT




### Cable Cut Off Kit

Sold in any quantity.

Used to cut cable flush to the end of Pull-Lock™ fittings and excess threads from stud type tensioners. Includes mandrel and 2 cut off wheels.

Item #: CUTOFFKIT




### Push Lock Release Key

Sold in any quantity.

Release key allows the release of an un tensioned cable from Pull-Lock™ fittings. Also used to release fittings to aid installation.

Item #: PLKEY



### EZ-Clean Metal Cleaner / Protectant

Sold in any quantity.

Cleaner / Protector dissolves minor corrosion and leaves a protective coating that lasts for months. Includes 8 oz. rust and stain remover and 4 oz. bottle of protectant.


Item #: EZCLEAN

## DekPro InvisiCable<sup>™</sup> Installation Overview




### Step 1

Kit comes with all components to complete 1 run of cable




### Step 2

A.) Place washer and nut onto Threaded Tensioner Stud.  
B.) Then run open end of cable through all posts.



### Step 3

Pull cable through fitting until all slack is out of the cable.  
(works like a zip-tie)



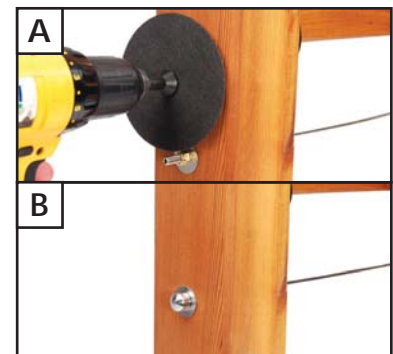
### Step 4

A.) Cut excess cable  
B.) Install finishing cap



### Step 5


Hold tensioning stud in place with 1/8" allen wrench, then use 7/16" wrench to rotate brass Nylock cap. Continue until cable is fully tensioned.



### Step 6

A.) Cut excess threads from stud  
B.) Install finishing cap.






Cable into Wood



Cable into Wood

Photo Courtesy of Deck Envy Construction



Cable into Wood



Cable into Wood

Photo Courtesy of Brinkmann Construction