



Most Widely Accepted and Trusted

# ICC-ES Report

## ESR-3947

ICC-ES | (800) 423-6587 | (562) 699-0543 | www.icc-es.org

Issued 09/2016

This report is subject to renewal 09/2017.

**DIVISION: 06 00 00—WOOD, PLASTICS AND COMPOSITES**

**SECTION: 06 50 00—STRUCTURAL PLASTICS**

**SECTION: 06 63 00—PLASTIC RAILINGS**

**REPORT HOLDER:**

**TREX COMPANY, INC.**

**160 EXETER DRIVE  
WINCHESTER, VIRGINIA 22602**

**EVALUATION SUBJECT:**

**TREX<sup>®</sup> TRANSCEND<sup>®</sup> SERIES RAILING SYSTEM**

**TREX<sup>®</sup> SELECT<sup>®</sup> SERIES RAILING SYSTEM**



Look for the trusted marks of Conformity!

*"2014 Recipient of Prestigious Western States Seismic Policy Council (WSSPC) Award in Excellence"*



A Subsidiary of

*ICC-ES Evaluation Reports are not to be construed as representing aesthetics or any other attributes not specifically addressed, nor are they to be construed as an endorsement of the subject of the report or a recommendation for its use. There is no warranty by ICC Evaluation Service, LLC, express or implied, as to any finding or other matter in this report, or as to any product covered by the report.*



**ICC-ES Evaluation Report****ESR-3947**

Issued September 2016

*This report is subject to renewal September 2017.*[www.icc-es.org](http://www.icc-es.org) | (800) 423-6587 | (562) 699-0543

A Subsidiary of the International Code Council®

**DIVISION: 06 00 00—WOOD, PLASTICS AND  
COMPOSITES****Section: 06 50 00—STRUCTURAL PLASTIC****Section: 06 63 00—PLASTIC RAILINGS****REPORT HOLDER:****TREX COMPANY INC.**  
160 EXETER DRIVE  
WINCHESTER, VIRGINIA 22602  
(540) 542-6300  
[www.trex.com](http://www.trex.com)**EVALUATION SUBJECT:****TREX® TRANSCEND® SERIES RAILING SYSTEM**  
**TREX® SELECT® SERIES RAILING SYSTEM****1.0 EVALUATION SCOPE****Compliance with the following codes:**

- 2015, 2012 and 2009 *International Building Code*® (IBC)
- 2015, 2012 and 2009 *International Residential Code*® (IRC)

**Property evaluated:**

- Structural
- Durability
- Surface-burning Characteristics

**2.0 USES**

The Trex® Transcend® Series Railing System and Trex® Select® Series Railing System described in this report are limited to exterior use as guards for balconies, porches, and decks in Residential Group R buildings of Type V-B construction and other types of construction in applications where untreated wood is permitted by IBC Section 1406.3 or in buildings constructed in accordance with the IRC.

**3.0 DESCRIPTION****3.1 General:**

Trex® Transcend® Series Railing System and Trex® Select® Series Railing System are guards consisting of top and bottom rails, balusters, baluster spacers, rail-to-post brackets, foot blocks, with decorative post sleeves, post sleeve caps and post sleeve skirts. The top and bottom rails, post sleeves, and the Transcend and Select balusters are composed of extruded wood-plastic composite core material, with a polyvinyl chloride (PVC) or acrylic cap layer.

**3.2 Guards:**

**3.2.1 Trex® Transcend® Series Railing System:** The height of the railing assembly is 36 inches or 42 inches (914.4 mm or 1066.8 mm) above the walking surface. The top rail has overall dimensions of 3.31 inches wide by 2.45 inches tall (84.1 mm by 62.2 mm). The bottom rail has overall dimensions of 3.0 inches wide by 2.0 inches tall (76.2 mm by 50.8 mm). The balusters can be either 1.42 inch (36.1 mm) or 1.125 inch (28.6 mm) square profiles. A baluster spacer, made of PVC with a PVC or acrylic cap layer, is installed onto the top and bottom rails. Each post is covered with a 4.45 inch (113 mm) square composite post sleeve. Rails are attached to posts with nylon composite brackets.

Transcend® Series Railing System components are available in 7 colors: Charcoal Black, Classic White, Fire Pit, Gravel Path, Rope Swing, Tree House, and Vintage Lantern.

**3.2.2 Trex® Select® Series Railing System:** The height of the railing assembly is 36 inches (914.4 mm) above the walking surface. The top rail has overall dimensions of 2.75 inches wide by 2.0 inches tall (69.9 mm by 50.8 mm). The bottom rail has overall dimensions of 2.0 inches wide by 2.75 inches tall (50.8 mm by 69.9 mm). The balusters are 1.125 inch (28.6 mm) square profiles. Balusters are installed directly into openings machined into the upper and lower rails. Each post is covered with a 4.45 inch (113 mm) square composite post sleeve. Rails are attached to posts with nylon brackets.

Select® Series Railing System is available in white color.

**3.3 Durability:**

When subjected to weathering, insect attack, and other decaying elements, the material used to manufacture the Trex® Transcend® Railing System and Trex® Select® Railing System are equivalent in durability to code-complying, preservative-treated or naturally durable lumber when used in locations in described in Section 2.0 of this report. Trex® Transcend® Railing System and Trex® Select® Railing System have been evaluated for structural performance when exposed to temperatures from -20°F (-29°C) to 125°F (52°C).

**3.4 Surface-burning Characteristics:**

When tested in accordance with ASTM E84, Trex® Transcend® Railing System and Trex® Select® Railing System have a flame-spread index of no greater than 200.

**4.0 DESIGN AND INSTALLATION****4.1 General:**

The Trex® Transcend® Series Railing System and Trex® Select® Series Railing System must be installed in

accordance with the manufacturer's published installation instructions, the approved construction documents and this report. The manufacturer's published installation instructions must be available at all times on the jobsites during installation.

#### 4.2 Design:

The Trex® Transcend® Series Railing System and Trex® Select® Series Railing System are satisfactory to resist loads specified in Section 1607.8.1 of the 2015 and 2012 IBC, Section 1607.7.1 of the 2009 IBC and Table R301.5 of the IRC, when installed at the maximum clear distance between the posts as noted in Table 1. When the railing is supported on one or both ends by the supporting structure, the maximum clear distance between the post and supporting structure or between the structures must comply with the spans noted in Table 1.

#### 4.3 Installation:

##### 4.3.1 Trex® Transcend® Series Railing System:

Composite post sleeves are installed over a conventional treated wood 4x4 post, having a minimum specific gravity of 0.55. The attachment of the posts to the deck structure must be adequate and is outside the scope of this report. The top and bottom rail assemblies are attached to the composite post sleeves using mounting brackets. The bracket screws are installed through the composite post sleeve, into the 4x4 wooden post using two #8 x 2-inch-long (50.8 mm) wood screws. Each mounting bracket attaches to the top and bottom rail using two #12 x 1.5-inch-long (38.1 mm) self-drilling flathead screws. Baluster spacers are installed in the top and bottom rails to hold the balusters in place. Foot blocks are installed at mid-span of the bottom rail between the deck surface and the rail using one #10 x 2-inch-long (50.8 mm) screw.

##### 4.3.2 Trex® Select® Series Railing System:

Composite post sleeves are installed over a conventional treated wood 4x4 post, having a minimum specific gravity of 0.55. The attachment of the posts to the deck structure must be adequate and is outside the scope of this report. The top and bottom rail assemblies are attached to the composite post sleeves using mounting brackets. The bracket screws are installed through the composite post sleeve, into the 4x4 wooden post using four #8 x 2-inch-long (50.8 mm) wood screws. Each mounting bracket attaches to the top and bottom rail using four #10 x 1-inch-long (25.4 mm) pan-head screws. Balusters are installed directly into the holes in the rail profiles. Foot blocks are installed at mid-span of the bottom rail between the deck surface and the rail using one #10 x 2-inch-long (50.8 mm) screw.

#### 5.0 CONDITIONS OF USE

The Trex® Transcend® Series Railing System and Trex® Select® Series Railing System described in this report comply with, or are suitable alternatives to what is specified in, those codes listed in Section 1.0 of this report, subject to the following conditions:

5.1 This Trex® Transcend® Series Railing System and Trex® Select® Series Railing System are limited to exterior use as guards for balconies, porches, and decks in Residential Group R buildings of Type V-B construction and other types of construction in applications where untreated wood is permitted by

IBC Section 1406.3, or in building constructed in accordance with the IRC.

5.2 Installation of the Trex® Transcend® Series Railing System and Trex® Select® Series Railing System must comply with this evaluation report, the manufacturer's published installation instructions and the applicable code. When the manufacturer's published installation instructions differ from this evaluation report, this evaluation report governs.

5.3 Only those types of fasteners and fastening methods described in this evaluation report have been evaluated for the installation of Trex® Transcend® Railing System and Trex® Select® Railing System. The compatibility of fasteners with the supporting construction, including chemically treated wood, is outside the scope of this report.

5.4 The Trex® Transcend® Series Railing System and Trex® Select® Series Railing System must be directly fastened to supporting construction having adequate strength and stiffness. Where required by the code official, engineering calculations and construction documents consistent with this report must be submitted for approval. The calculations must verify that the supporting construction complies with the applicable building code requirements and is adequate to resist the loads imparted upon it from the products and systems discussed in this report. The documents must contain details of the attachment to the supporting structure consistent with the requirements of this report. The documents must be prepared by a registered design professional where required by the statutes of the jurisdiction in which the project is to be constructed.

5.5 The use of Trex® Transcend® Series Railing System and Trex® Select® Series Railing System on stairs has not been evaluated and is outside the scope of this evaluation report.

5.6 Structural posts and attachment of the posts to the supporting structure are outside the scope of this report.

5.7 The Trex® Transcend® Railing System and Trex® Select® Railing System are manufactured in Winchester, Virginia, under a quality-control program with inspections by ICC-ES.

#### 6.0 EVIDENCE SUBMITTED

Data in accordance with the ICC-ES Acceptance Criteria for Deck Board Span Ratings and Guardrail systems (Guards and Handrails) (AC174), dated January 2012 (Editorially revised December 2014).

#### 7.0 IDENTIFICATION

The Trex® Transcend® Series Railing System and Trex® Select® Series Railing System described in this report are identified by a stamp on each individual piece or on the packaging, bearing the report holder's name (Trex Company, Inc.), the product name (The Trex® Transcend® Series Railing System or Trex® Select® Series Railing System), the allowable span, ICC-ES evaluation report number (ESR-3947).

TABLE 1—MAXIMUM GUARDRAIL SYSTEM SPANS<sup>1</sup>

PRODUCT NAME / COMPONENT	APPLICABLE BUILDING CODE <sup>2,3</sup>		MAXIMUM SPAN <sup>4,5</sup> (inches)
	IBC	IRC	
Trex® Transcend® Railing System	Yes	Yes	67.5
Trex® Transcend® Railing System	No <sup>6</sup>	Yes	91.75
Trex® Select® Railing System	No <sup>6</sup>	Yes	68.25

For SI: 1 inch = 25.4 mm; 1 foot = 305 mm.

<sup>1</sup>The ability of the supporting construction, including posts, to resist the reactionary loads must be justified to the satisfaction of the code official.

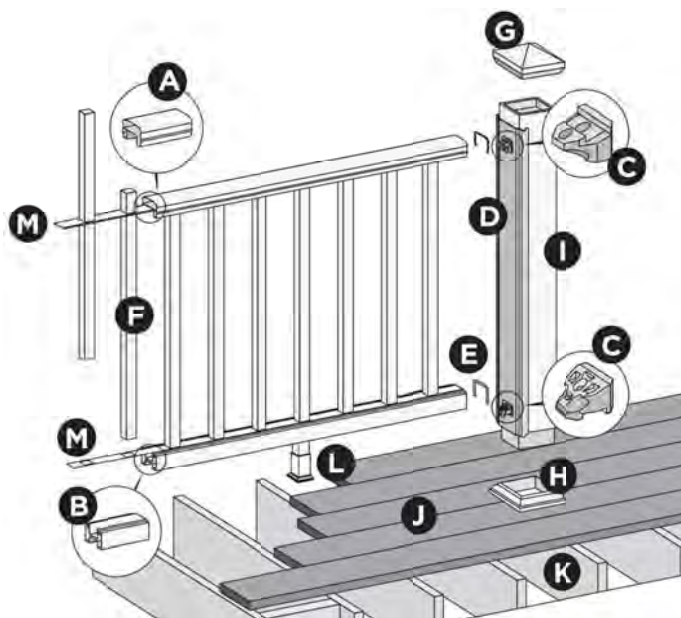
<sup>2</sup>Indicates compliance with the respective building codes.

<sup>3</sup>The minimum height of the top rails is 42 inches in accordance with Section 1015 of the 2015 IBC and Section 1013 of the 2012 and 2009 IBC and 36 inches in accordance with IRC Section R312.

<sup>4</sup>Maximum span is the clear distance measured from edge-of-post to edge-of-post, edge-of-post to edge-of-structure, or edge-of-structure to edge-of-structure.

<sup>5</sup>Maximum allowable span has been adjusted for durability. No further increases are permitted.

<sup>6</sup>Exempt in One- and Two-Family Dwellings.



- A. Top Rail
- B. Bottom Rail
- C. Railing Bracket
- D. \*\*Assembly Guide Template
- E. \*\*Gaskets
- F. Balusters
- G. Post Cap
- H. Post Skirt
- I. Trex® Composite Post Sleeve
- J. \*\*Trex® Decking
- K. \*\*Code-Approved Wood Joists
- L. Trex® Footblock
- M. Baluster Spacer

Note: Items marked with \*\* are outside the scope of this report.

FIGURE 1—TYPICAL TREX® TRANSCEND® SERIES RAILING ASSEMBLY

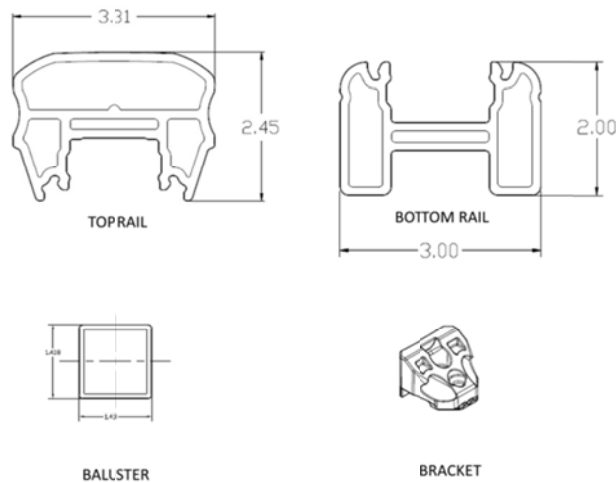
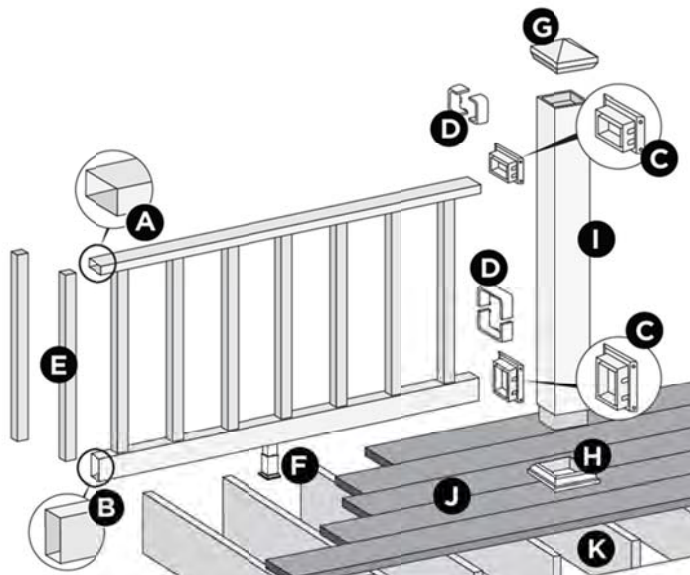


FIGURE 2—TREX® TRANSCEND® SERIES RAILING COMPONENTS



- A. Top Rail
- B. Bottom Rail
- C. Railing Bracket
- D. Bracket Covers
- E. Balusters
- F. Trex® Foot block
- G. Post Cap
- H. Post Skirt
- I. Trex® Composite Post Sleeve
- J. \*\*Trex® Decking
- K. \*\*Code-Approved Wood Joists

Note: Items marked with \*\* are outside the scope of this report.

FIGURE 3—TYPICAL TREX® SELECT® SERIES RAILING ASSEMBLY

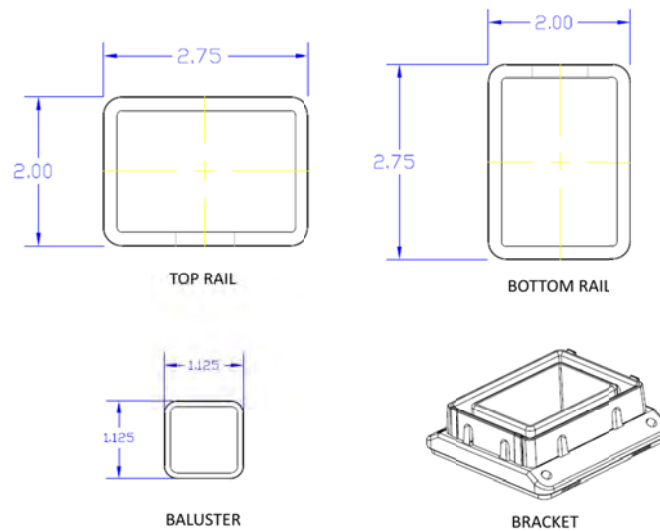


FIGURE 4—TREX® SELECT® SERIES RAILING COMPONENTS

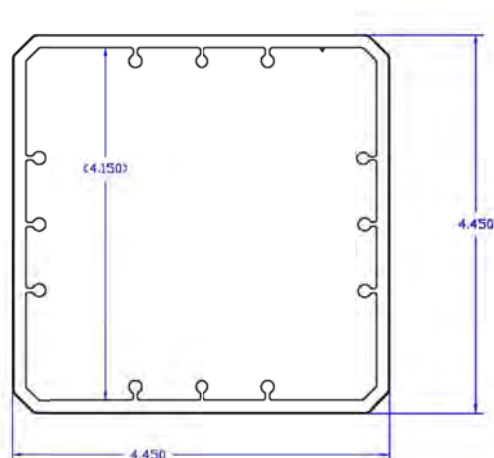


FIGURE 5—TREX® TRANSCEND® AND SELECT® SERIES COMPOSITE POST SLEEVE