

Cleaning Instructions Using TimberTech DeckCleaner™

Congratulations on your new TimberTech Deck or Porch! TimberTech Decks and Porches are engineered to resist stains to provide decades of lasting beauty. However, all exterior products may become soiled with exposure to everyday spills, pets, construction dust, pollen, and foot traffic. By following these guidelines you can help ensure your new TimberTech Deck or Porch will look its best for many years to come.

Utilizing the recommended products in this guide is important to make care and cleaning easier and to ensure proper care. Regardless of the cleaning product you select, always make sure to read and follow the directions carefully. If you elect to use a cleaning product other than TimberTech DeckCleaner™ or one of the other specific recommended products in this guide, please contact the manufacturer before using to ensure that it will not cause damage to your TimberTech Deck, Porch, or Rail.

Cleaner

TimberTech DeckCleaner™ is formulated, field tested, and approved for cleaning TimberTech AZEK® Deck or Porch, TimberTech PRO™ Deck, TimberTech EDGE™ Deck, and TimberTech Composite Rail. It is the best solution for seasonal cleanup, everyday spills, or stubborn spots. On average, one gallon diluted with one part cleaner to three parts water will clean approximately 1,000 square feet of surface area.

For TimberTech DockSider™ and ReliaBoard® Collections there are several cleaner options listed on page 3. TimberTech DeckCleaner™ is not designed for use with these collections.

Note that composite deck cleaners such as Corte Clean®, Thompson's® Water Seal®—Oxy Action, Olympic® Deck Cleaner, or other cleaners specified as composite deck cleaners, in powder or liquid form, **should not** be used with TimberTech AZEK Deck or Porch, TimberTech PRO, and TimberTech EDGE collections. The capping material on these products is not composed of a wood plastic composite.



Brushes

PRODUCT	BRUSH TYPE
AZEK Decking AZEK Porch	A stiff, natural fiber brush
PRO Decking EDGE Decking ReliaBoard® and DockSider™	A medium to stiff nylon brush



TimberTech AZEK, PRO, and EDGE Cleaning Instructions

Capped Polymer and Capped Composite Decking

General & Spot Cleaning

In preparation for cleaning you will need water for rinsing (hose or power washer), the recommended deck brush with an extension handle, and TimberTech DeckCleaner™.


Important: Clean in small, manageable areas. Thoroughly rinse each area before moving onto the next section and do not let the cleaner dry on the surface. Avoid cleaning in direct sunlight as the heat generated may cause the surface to dry quickly as you attempt to clean. Allowing the cleaner to dry or not thoroughly rinsing will cause a white surface film that must be cleaned again.

Avoid getting TimberTech DeckCleaner on other surfaces, including glass, stainless steel, and painted surfaces. Thoroughly rinse surfaces immediately upon contact.


A power washer can be used for RINSING ONLY with TimberTech Deck or Porch. The recommended maximum pressure is 1,500 psi. A fan tip nozzle should be used. Spray in the direction of the grain pattern, never across the grain, to avoid damaging the product. Use caution not to damage the material and always take proper safety precautions when operating a power washer.




Shake well. Dilute TimberTech DeckCleaner mixing 1 part cleaner to 3 parts water. One gallon of diluted cleaner will cover approximately 1,000 square feet of surface area.



Working in one smaller area at a time, saturate with the diluted cleaner and allow it to stand on the surface for 30-60 seconds. **DO NOT** allow the cleaner to dry or evaporate before scrubbing. Avoid cleaning in direct sunlight as the heat generated may cause the surface to dry quickly as you attempt to clean. Rinse each section thoroughly after scrubbing and before soaking the next section.



Using the recommended brush and extension handle, scrub using downward pressure; first scrubbing in the direction of the grain and then against the grain working the cleaner into the surface texture. **DO NOT** allow the treated area to dry before rinsing thoroughly as this will allow dirt residue to dry in the surface texture.



Rinse the treated area with clean water. For best results, dry or remove standing water with a towel or sponge mop. Then allow the deck to air dry completely. Note that any residual cleaner residue can leave a difficult to remove surface film. Always rinse thoroughly and never allow the cleaner to dry or evaporate on the surface prior to rinsing. For stubborn or missed areas, or areas where cleaner may have dried, repeat the cleaning process.

TimberTech ReliaBoard® and DockSider™ Cleaning Instructions

Specialty Decking

Recommended Products For General Cleaning

Although TimberTech® products are low-maintenance, we recommend periodic cleaning to help maintain the beauty of the product. ReliaBoard® and DockSider™ are composite products, and cleaning is **NOT** the same as for capped composite products such as TimberTech PRO™ and EDGE™ Collections.

Utilizing the recommended products in this guide is important to make care and cleaning easier and to ensure the use of products that have been tested to be compatible with your new deck. Always read and follow the product manufacturer's specific instructions before using any product on your TimberTech deck.

Brushes

Using the correct brush is very important. Using the incorrect brush can make cleaning more difficult or even damage the deck board. We recommend using the Quickie® Bulldozer Deck Scrub Brush or a medium stiffness nylon bristle deck brush. These can be found at most large retail home centers or online. Do not use a stiff, natural fiber deck brush on TimberTech Decking as they can dull the surface.

Cleaner

The cleaners TimberTech recommends for periodic cleaning for use with ReliaBoard and DockSider include:

- Wash Safe Spray and Clean Composite Deck Cleaner
- Resist Mist Composite Deck Cleaner
- Corte Clean®
- Super Deck Composite Deck Cleaner
- Thompson's® Water Seal® - Oxy Action

Power Washing

A power washer can be used for **RINSING ONLY** with TimberTech products. The recommended maximum pressure is 1,500 psi. A fan tip nozzle should be used. Spray in the direction of the grain pattern, never across the grain or width of the board, to avoid damaging the product. Use caution not to damage the material and always take proper safety precautions when operating a power washer.

Dirt, Grime, Tannin, and Mildew Stains

TimberTech® traditional composite products are formulated to inhibit mildew growth and minimize staining. Rinse off your TimberTech products periodically with a hose. Even if it appears clean, it is important to prevent build-up of pollen/debris. Mildew stains may occur where moisture, pollens, and/or dirt are present. Mildew needs a food source to grow, which can be grass, pollens, dirt, debris, wood, and wood resins.

Maintaining a clean dry surface is the best method for combating mildew. Ensure that water drains effectively from your deck. For TimberTech DockSider and ReliaBoard, be sure that gaps exist between boards to allow for drainage.

Cleaners and brushes that are recommended for mildew removal and/or heavy cleaning are:

- Quickie® Bulldozer Deck Scrub Brush or a medium stiffness nylon bristle deck brush
- Wash Safe Spray and Clean Composite Deck Cleaner
- Resist Mist Composite Deck Cleaner

Like any other wood-based product, TimberTech's wood-polymer composite products (ReliaBoard and DockSider) may experience a naturally occurring process called Extractive Bleeding/Tannins. This process may cause temporary discoloration that will weather away with exposure to flushing rainfall and UV. In most cases, the weathering process takes 8-10 weeks but could vary depending on location and specific product application such as a covered porch. Tannins may also be cleaned by utilizing the cleaners referenced for Basic Cleaning Recommendations for ReliaBoard and DockSider.

Always read and follow the product manufacturers' specific instructions before using any cleaning product on your deck or porch. It is also a good idea to test any product on a scrap piece or inconspicuous area of the deck or porch to make sure it does not harm the surface.

WARNING: Keep children and pets away from cleaning products. Do not let children or pets on the deck or porch until the cleaner has dried.

Other Considerations

To keep your TimberTech Deck or Porch looking its best, here are a few things to consider:

- Avoid the use of rubber-backed mats, tarps, pool toys, and other non-porous items on the deck for any extended period of time as these items may cause discoloration to the decking surface.
- Some products, such as sunblock and insect repellent, contain chemicals that may alter the surface of TimberTech Deck, Rail, or Porch and Rim Joist Covers. Prior to use of these products on or near an TimberTech Deck, Rail, or Porch, check product labels and consult the manufacturer about the product's effect on plastic materials.
- Do not get any PVC glue or similar product on the surface of any TimberTech Deck, Rail, or Porch product as it may discolor and permanently damage the surface.
- As with any walking surface, TimberTech Deck or Porch products may become slippery in freezing weather. Take caution when walking in these conditions. For ice removal, most products containing calcium chloride can be used without damage to the deck or porch surface. These products may leave a white residue which can be cleaned using the cleaning guidelines in the previous pages.
- Metal shovels or plastic shovels with a metal leading edge will damage the surface of an TimberTech Deck or Porch and are not recommended for clearing snow from deck surface.
- Do not allow airborne construction dust from materials such as concrete, fiber cement, landscape blocks, stucco, and drywall to accumulate on the surface of an TimberTech Deck or Porch as it may damage the surface of the deck. Do not cut any product and always remove job site dust, clay, dirt, mud, and other construction products from an TimberTech Deck, Rail, and Porch quickly. Do not allow construction dirt and debris to sit on the TimberTech Deck, Rail, or Porch surface. Do not cut metal objects such as railing on the deck surface, the hot debris from the cut may become embedded in the deck surface resulting in staining and damage.

These guidelines may not cover every care and maintenance scenario encountered. For additional questions about care and maintenance, call **1-800-307-7780**



AZEK Building Products

1330 W Fulton St., Suite 350

Chicago, Illinois 60607

800-307-7780 TimberTech.com