



PENOFIN[®]

TRANSPARENT PENETRATING OIL FINISH



Stain & Sealer

For Decks, Siding & Fences

- **No wiping**
- **No laps**
- **No streaks**
- **UV protection**
- **Mold & mildew protection**
- **Water proofing**

Stain & Sealer

Penofin® Transparent Penetrating Oil Finish Stain & Sealer


Penofin® Stain & Sealer offers an easy to use, quality solution to protect and enhance the beauty of wood. Penofin® Stain & Sealer is a penetrating, oil based, semi-transparent wood stain and sealer in one. It has been formulated for both ease of application and to protect and enhance the natural beauty of wood. This formulation offers first class protection from water, mold, mildew, and damaging UV rays. Penofin® Stain & Sealer does not require wiping or back brushing, will not crack, chip or flake and will leave no runs or streaks. Penofin® Stain & Sealer can withstand rain & water within minutes of application, be applied in high temperatures & direct sunlight and is easy to maintain; with no sanding or stripping required for re-application. Penofin® Stain & Sealer is available in four beautiful colors: Natural Cedar, Transparent Redwood, Mission Brown and Dark Walnut. Penofin® Stain & Sealer complies with all national and local air quality regulations. V.O.C. Less than 100 grams/liter.

- **No Wiping**
- **No Laps**
- **No Back Brushing**
- **No Streaks**
- **UV Protection**
- **Mold & Mildew Protection**
- **Water Proofing**


Penofin® Stain & Sealer can be applied on all species of wood decking, siding, steps, railings, fences and furniture.




Natural Cedar



Transparent Redwood



Mission Brown



Dark Walnut

Transparent Penetrating Oil Finish Stain & Sealer



SURFACE PREPARATION: NEW WOOD: Prior to staining, the entire area should be properly cleaned with Penofin® Pro-Tech Cleaner. Unseasoned wood must be weathered to ensure the moisture content is below 12% for proper application. **OLD WOOD:** Prior to staining, the entire area should be properly cleaned and brightened with Penofin® Pro-Tech Cleaner and Penofin® Pro-Tech Brightener. Any loose or damaged wood fibers may be removed with a light sanding. **MILDEW:** Any mildew stains present on the surface prior to application should be removed with Penofin® Pro-Tech Cleaner. Mildew stains are not caused by the coating nor do they represent coating failure. This product contains agents that inhibit the growth of mold and mildew on the coating's surface.

APPLICATION: : Apply two thin coats or one thick coat. Surface must be completely dry before application. Stir can thoroughly before use. Apply with a brush, roller, pump sprayer or airless sprayer. No back brushing or wiping is required on vertical surfaces. If pooling and/or puddling occurs on horizontal surfaces, then remove excess coating with a rag, brush or roller. Do not thin product. Stir occasionally throughout application. Test product for penetration on a small hidden area before proceeding.

RECOAT TIME: Allow 1 hour before applying 2nd coat. Allow 72 hours before returning furniture and heavy use. **Extractive Tannin Bleeding** is not caused by the coating and does not represent coating failure.

TEMPERATURE LIMITS: Heat and direct sunlight have no impact on coating performance. Low temperatures will only impact dry time and prolong full cure time.

DRY TIME: Approximately 24 hours depending on temperature, humidity and air flow. Wait 72 hours (3 days) before returning furniture and heavy use.

COVERAGE: 125 – 175 sq. ft./gallon, depending on moisture content, wood species, age of wood and method of application.

CLEANUP AND DISPOSAL: Clean up with paint thinner or mineral spirits. Keep container closed when not in use. Do not transfer contents to other containers for storage or disposal. Dry empty containers may be recycled in a can recycling program. **Local disposal requirements vary; consult your sanitation department or state-designated environmental agency regarding disposal options.**

MAINTENANCE: Sunlight, rain, snow and dew all take their toll on wood: minimize exposure wherever possible. Keep decks free of standing water. Minimize damage from snow and ice by using a calcium magnesium acetate product. Sweep and blow leaves and other debris from trees and plants regularly. Clean regularly each spring and fall with Penofin® Pro-Tech Cleaner and evaluate the finish. Durability depends upon weather, wear and other local conditions. When the finish looks dull or faded, simply clean the surface with Penofin® Pro-Tech Cleaner and reapply Penofin® Stain & Sealer. Damaged or high traffic areas can be touched up as needed in order to maintain appearance.

***LIMITED WARRANTY:** Performance Coatings Inc. warrants customer satisfaction with this product when applied according to instructions to properly prepared surfaces. Color fading and natural greying may occur to surfaces exposed to excessive weather or heavy foot traffic. If you are not satisfied with this product Performance Coatings Inc. will at its option and upon proof of purchase, provide the equivalent amount of new product. Performance Coatings Inc.'s liability under any warranty whether expressed or implied is limited solely to replacement of product and does not include labor or other consequential damages. This warranty is made to the original residential product purchaser and is not transferable.

For more in-depth information please visit our web-site at www.penofin.com or call our Customer Service experts at 1. 800. Penofin

Techniques & Tips

Square Feet can be calculated by multiplying length times width; i.e., 10' W X 25' L =250 sq. ft.

To ensure desired appearance and proper drying time, always finish a small test area before proceeding.

NEW WOOD: Prior to staining, the entire area should be properly cleaned with Penofin® Pro-Tech Cleaner. Any loose or damaged wood fibers may be removed with a light sanding. Unseasoned wood must be weathered to ensure the moisture content is below 12% for proper application.

OLD WOOD: Prior to staining, the entire area should be properly cleaned and brightened with Penofin® Pro-Tech Cleaner and Penofin® Pro-Tech Brightener. Any loose or damaged wood fibers may be removed with a light sanding. Remove all previously applied top coat/film forming stains and sealers.

MILDEW: Any mildew stains present on the surface prior to application should be removed with Penofin Pro-Tech Cleaner. Mildew stains are not caused by the coating nor do they represent coating failure. This product contains agents that inhibit the growth of mildew on the coating's film.

Tips

- Test on a small section of wood before proceeding with the entire application.
- Remove all top coat/film forming stains and sealers.
- Heat and direct sunlight have no impact on coating performance.
- Low temperatures will only impact dry time.
- Apply two thin coats or one thick coat.
- Do not apply over wet or damp surfaces.
- Intermix all containers of the same color to ensure color uniformity.
- Do not thin or intermix with any other products.
- Recoat time is 1 hour. Allow 72 hours for full cure.



Cautions: CAUTION! KEEP OUT OF THE REACH OF CHILDREN. May cause eye and skin irritation. Use only with adequate ventilation. Avoid breathing vapors, spray mist or sanding dust. If you experience eye watering, headache or dizziness, or if air monitoring demonstrates vapor/mist levels are above applicable limits, wear an appropriate properly fitted respirator (NIOSH approved) during and after application. Follow respirator manufacturer's directions for respirator use. When sanding wear a dust mask. Avoid contact with eyes and skin. Wash thoroughly after handling. Close container after each use. DO NOT TAKE INTERNALLY.

CAUTION: This product contains petroleum distillates.

Keep away from flame. Do not Smoke. Assure cross ventilation. Avoid vapor build-up. For exterior use only

WARNING! Penofin products do not contain lead. If you scrape, sand or remove old paint from any surface, you may release lead dust. LEAD IS TOXIC, EXPOSURE TO LEAD DUST CAN CAUSE SERIOUS ILLNESS SUCH AS BRAIN DAMAGE, ESPECIALLY IN CHILDREN. PREGNANT WOMEN SHOULD ALSO AVOID EXPOSURE. Wear a NIOSH- approved respirator to control lead exposure. Clean up carefully with a wet mop or HEPA vacuum. Before you start, find out how to protect yourself and your family by contacting the USEPA/Lead information Hotline at 1-800-424-5323 or visit www.epa.gov/lead.

First Aid: Eye contact: Immediately flush with plenty of water for at least 15 minutes. If irritation persists, get medical attention.* **If inhaled:** if affected by inhalation of vapor or spray mist, move to fresh air. If breathing difficulty continues, get medical attention.* **If swallowed:** Do not induce vomiting, get medical attention immediately.*

*Call poison control center, hospital emergency room or physician immediately.

For additional safety and chronic health hazard information, refer to the Safety Data Sheet for this product.

EMERGENCY MEDICAL TELEPHONE: 1 800 222 1222

www.penofin.com

Penofin – Performance Coatings Inc.

Ukiah, CA 95482

1.800.736.6346

mail@penofin.com

www.penofin.com

