

TDC POWER LOW VOLTAGE GARDEN LIGHTING

MODEL NO.: DA-100-12W-1

100 WATTS 12 VOLT LANSCAPE LIGHTING TRANSFORMER
FOR USE ON 120 VOLT CIRCUITS ONLY.
OUTDOOR RECEPTACLE SHOULD BE OF "GFCI" TYPE
NOT FOR USE WITH SUBMERSIBLE FIXTURES.

THIS TRANSFORMER HAS AN OUTPUT RATING OF 100 WATTS AT 12 VOLTS AC. THE LOAD CONNECTED TO THIS TRANSFORMER SHOULD NOT EXCEED 100 WATTS. FOR EXAMPLE: 2 x 50 WATTS; 5 x 20 WATTS.

THE AMBIENT TEMPERATURE RANGE IN WHICH THIS TRANSFORMER WILL OPERATE IS FROM -22 DEGREE FAHRENHEIT TO 105 DEGREE FAHRENHEIT. THIS TRANSFORMER SHOULD BE MOUNTED WITH ITS BOTTOM EDGE AT LEAST 40 INCHES ABOVE THE GROUND. THE TRANSFORMER SHOULD HAVE NORMAL DAYLIGHT EXPOSURE. DO NOT MOUNT THE TRANSFORMER IN A DARK OR HEAVILY OBSCURED LOCATION, AS THE PHOTOCELL WILL TURN THE SYSTEM ON PREMATURELY. CONVERSELY, DO NOT INSTALL ANY LIGHT NEAR, OR POINTING AT THE PHOTOCELL AS THE SYSTEM WILL CYCLE OFF AND ON.

OPERATING INSTRUCTIONS:

PLUG IN THE UNIT IN.
TURN THE ROTARY KNOB TO THE DESIRED POSITION.
"OFF" OVERRIDES THE PHOTOCELL AND TURNS THE SYSTEM OFF MANUALLY.
"ON" OVERRIDES THE PHOTOCELL, AND TURNS THE SYSTEM ON MANUALLY.
THIS MAY BE REQUIRED DURING INSTALLATION OR DAYTIME TESTING.
"AUTO" TURNS THE SYSTEM ON AT DUSK AND OFF AT DAWN.
"4H" TURNS THE SYSTEM ON AT DUSK AND OFF AFTER 4 HOURS.
"6H" TURNS THE SYSTEM ON AT DUSK AND OFF AFTER 6 HOURS.
"8H" TURNS THE SYSTEM ON AT DUSK AND OFF AFTER 8 HOURS.

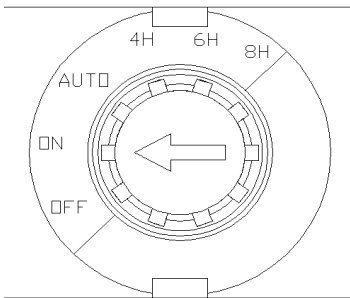


Fig4 (Rotary Time Control Switch)

A SHORT CIRCUIT OR AN OVERLOAD WILL CAUSE THE BREAKER TO TRIP AND SHUT OFF THE POWER TO THE SYSTEM. REMOVE THE CAUSE OF THE PROBLEM WAIT FOR FOUR MINUTES, AND RESET THE BREAKER ON THE FRONT OF THE CONTROL PANEL BY PUSHING IN THE "RESET" BUTTON.

CONNECTING THE LOW VOLTAGE CABLE



Fig1

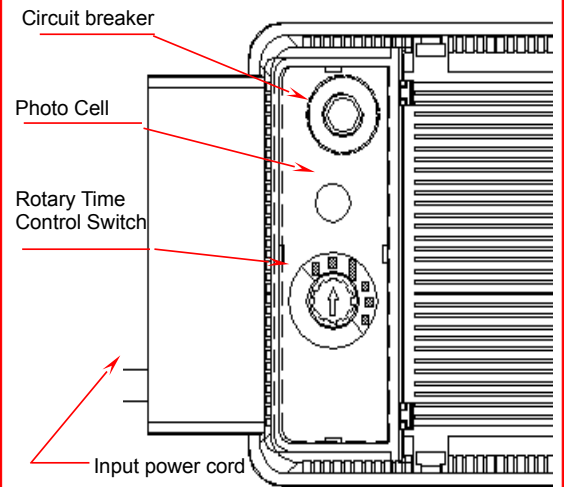


Fig2

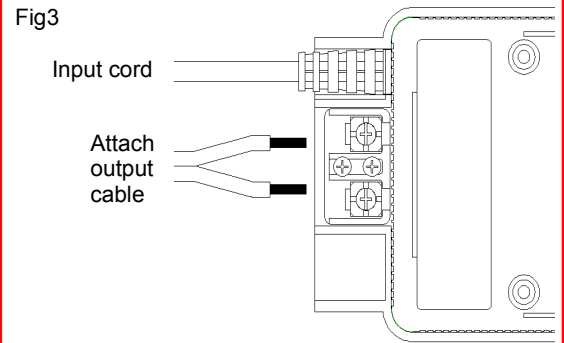


Fig3

STRIP 1/2 INCH OF INSULATION OFF THE ENDS OF THE LOW VOLTAGE
CABLE. INSERT STRIPPED ENDS UNDER PRESSURE PLATES.
TIGHTEN PRESSURE PLATES SECURELY ONTO THE BARE WIRE.
MAKE SURE INSULATION CLEARS PRESSURE PLATES.